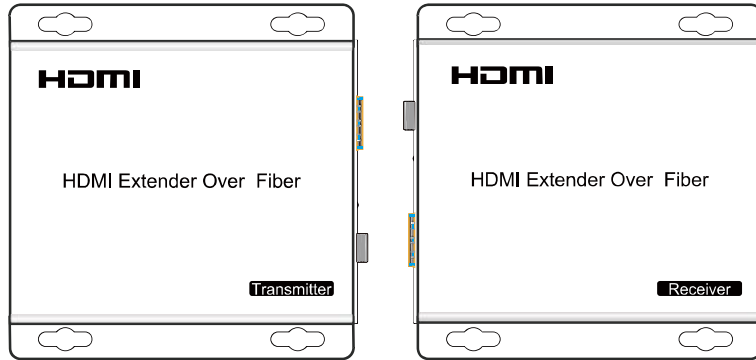


60KM Ultra HD 4K HDMI Extender Over Fiber

Operating Instructions



Dear Customer

Thank you for purchasing this product. For optimum performance and safety, please read these instructions carefully before connecting, operating or adjusting this product. Please keep this manual for future reference.

FEATURES

- Transmit from 1m to 60KM.
- Support resolution up to Ultra HD 4kx2k@60hz, YUV4:2:0.
- Support bandwidth up to 10.2Gbps.
- Support Single /Multi mode, Single /Duplex fiber (Optional).
- Support HDCP2.2 input, HDCP 1.4 output.
- Support HDCP1.4 input, HDCP1.4 output.
- With Automatic EDID for rapid integration of source and display.
- Support LPCM 7.1, Dolby® True HD, DTS-HD Master Audio™.
- Locking power supplies.
- Surface-mountable.

NOTICE

Our company reserves the right to make changes in the hardware, packaging and any accompanying documentation without prior written notice.

TABLE OF CONTENTS

- Specifications
- Package Contents
- Panel Descriptions
- Connecting and Operating
- Maintenance
- Product service
- Warranty

SPECIFICATIONS

Operating Temperature Range	-5 to +35°C (+23 to +95°F)
Operating Humidity Range	5 to 90%RH (No Condensation)
Video Input(Transmitter)	1xHDMI Type A, 19-pin, female
Video Output(Receiver)	1xHDMI Type A, 19-pin, female
Link(Transmitter/ Receiver)	1m~60Km single / Multimode single / Duplex fiber optical cable
Module type required ^①	SFP Type, Single / Multi mode ,Single / Duplex fiber (optional)
Video Format	4Kx2K@60Hz, 1080P @60Hz, 1080i, 720P, 576P, 480P
Audio Format	Support LPCM 7.1, Dolby® True HD, DTS-HD Master Audio™.
HDCP Input	HDCP 2.2, HDCP 1.4
HDCP Output	HDCP 1.4
Power consumption	Transmitter: 3watts(Maximum) Receiver: 3watts(Maximum)
Dimension (L×W×H)	Transmitter: 96*100*25mm Receiver: 96*100*25mm
Net Weight	475g (Pair)

Note: Specifications are subject to change without notice. Mass and dimensions are approximate.

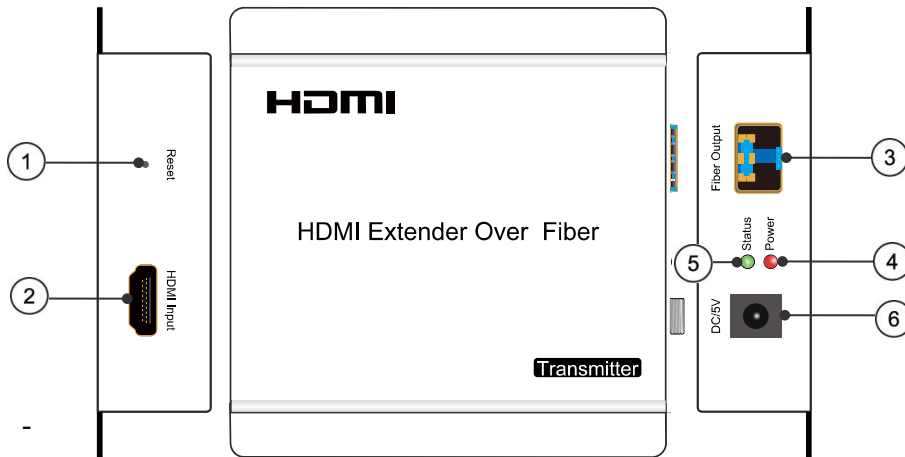
① 4Kx2K requires 10G module.

PACKING CONTENTS

- 1). Main Unit. HDMI Extender Over Fiber
- 2). DC5V 1A Power Supply X2
- 3). Operating Instructions

PANEL DESCRIPTIONS

Transmitter Panel



- ① EDID Reset Button
- ② HDMI input
- ③ Fiber output
- ④ Power input indicator
- ⑤ Indicator of status
- ⑥ Power input

EDID Introduction

1. Automatic EDID

The Automatic EDID function allows automatic copying the EDID from HDMI Display to HDMI source.

If the HDMI Display can't work normally, we suggest you copy the EDID from HDMI display.

Please refer to following operation:

Step1: Connect duplex fiber optical cable or Bi-directional single fiber between Transmitter and Receiver.

Step2: The sender will get the EDID of the HDMI Display.

Step3: After power off, when connecting the HDMI extender with single fiber, the EDID will be saved as the last time copied.

2. EDID Reset

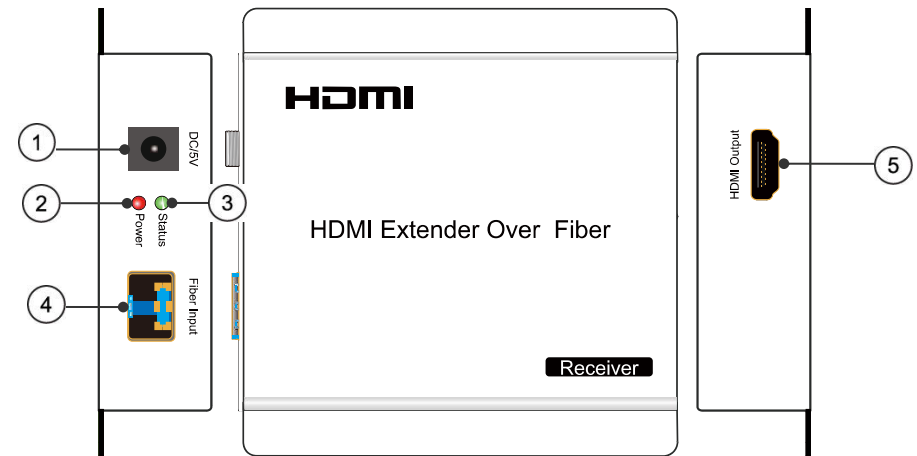
Step1: Press EDID Reset button for 3 seconds, using the end of a paper clip or other pointed object.

Step2: The indicator of power and status will go out and turn bright again, you have successfully reset the EDID to default status.

The default EDID is 4kx2k@30hz, LPCM Audio.

Operating Instructions

Receiver Panel



- ① Power input
- ② Power input indicator
- ③ Indicator of status
- ④ Fiber input
- ⑤ HDMI output

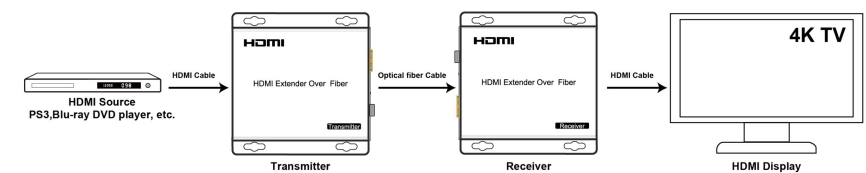
Connecting and Operating

1. Assemble modules with single /multi mode, single /duplex fiber to the HDMI Extender[®].
2. Connect the HDMI input source to input port of the HDMI Transmitter.
3. Connect the duplex fiber optic or Bi-directional single fiber cable to HDMI transmitter and receiver to read the EDID from HDMI Display (Optional).
4. Connect LC-LC single /multi mode single /duplex fiber optic cable between the Fiber port of transmitter and Fiber port of receiver.
5. Connect HDMI display to the HDMI Receiver.
6. Connect the included 5V DC power supplies to the locking power receptacle.
7. Power up the HDMI Extender, sources and displays.

Attention: Insert/Extract cable gently

- ① 4Kx2K requires 10G module.

Typical Application



Related Optional Accessories (not included in the package)

- 1). SX-SFP300, 300m 10G SFP module, Duplex fiber, Multi mode.
- 2). SX-SFP02, 2KM 10G SFP module, Single Fiber, Single Mode.
- 3). SX-SFP20, 10Km-20KM 10G SFP module for Transmitter, Single Fiber, Single Mode.
- 4). SX-M01, Multi mode, Duplex Fiber Cable, 3ft, for EDID setting.
- 5). SX-S01, Single Mode, Single Fiber cable, 3ft, for EDID setting.

MAINTENANCE

Clean this unit with a soft, dry cloth. Never use alcohol, paint thinner or benzene to clean this unit.

PRODUCT SERVICE

- 1) **Damage requiring service:** The unit should be serviced by qualified service personnel if:
 - (a)The DC power supply cord or AC adapter has been damaged;
 - (b)Objects or liquids have gotten into the unit;
 - (c)The unit has been exposed to rain;
 - (d)The unit does not operate normally or exhibits a marked change in performance;
 - (e)The unit has been dropped or the cabinet damaged.
- 2) **Servicing Personnel:** Do not attempt to service the unit beyond that described in these operating instructions. Refer all other servicing to authorized servicing personnel.
- 3) **Replacement parts:** When parts need replacing ensure the servicer uses parts specified by the manufacturer or parts that have the same characteristics as the originals.
- 4) **Safety check:** After repairs or service, ask the servicer to perform safety checks to confirm that the unit is in proper working condition.

WARRANTY

If your product does not work properly because of a defect in materials or workmanship, our Company (referred to as "the warrantor") will, for the length of the period indicated as below, **(Parts(2)Year, Labor(90) Days)** which starts with the date of original purchase ("Limited Warranty period"), at its option either(a) repair your product with new or refurbished parts, or (b) replace it with a new or a refurbished product. The decision to repair or replace will be made by the warrantor.

During the "Labor" Limited Warranty period there will be no charge for labor. During the "Parts" warranty period, there will be no charge for parts. You must mail-in your product during the warranty period. This Limited Warranty is extended only to the original purchaser and only covers product purchased as new. A purchase receipt or other proof of original purchase date is required for Limited Warranty service.